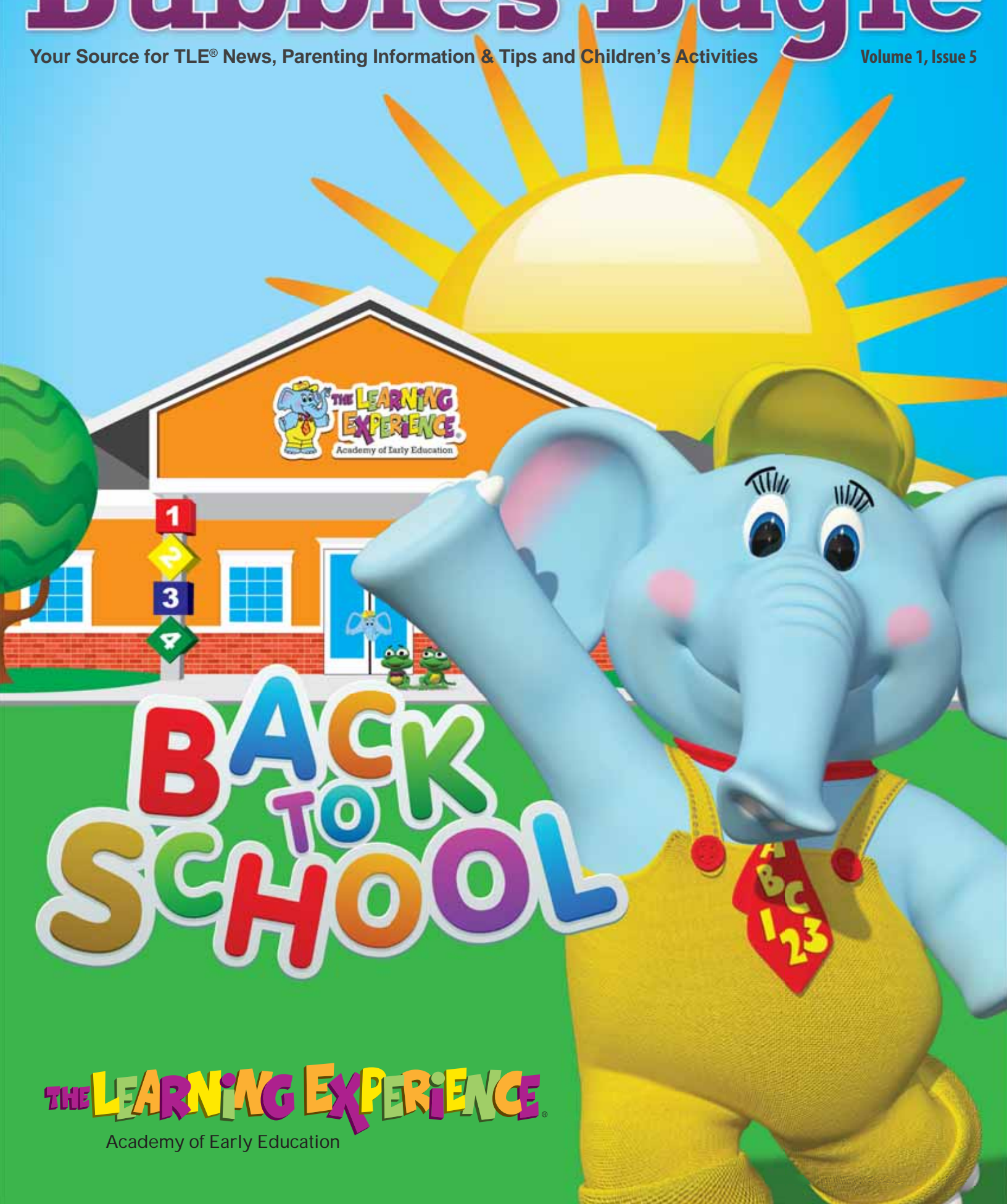


Bubbles Bugle

Your Source for TLE® News, Parenting Information & Tips and Children's Activities

Volume 1, Issue 5



THE LEARNING EXPERIENCE

Academy of Early Education

Bubbles' Bugle

Contents

The Bubbles Bugle Award Winners	3
The Little Preschool On The Hill	4
What's Happening At TLE®	6
Grace & Charity's Philanthropy Pupdate	8

I. What's New at TLE®

The New TheLearningExperience.com	9
Professional Growth & Development	10
Coping... Separation Anxiety	11
Bubbles B Safe Corner	12
'Tis (Almost) The Season	13
Enrichment Programs Are Available For The Fall - NEW! Dancing Feet	15
Home School Connections	16

II. Parenting Information and Tips

Positive Parenting: The Better Way Of Doing It	21
Eating Clean With Toddlers: The Way To Embrace	22

III. Activities

Help Bubbles Find The Items He Will Need For School	14
Help Miss Chevious® Find Her Class Items	25
How Many Differences	27

The Weissman Family
Publisher

Scott Breault
Editor-in-Chief

Oscar Ruiz
Editor

ART & PRODUCTION

Lenny Camacho
Creative Director

Virginia Lund
Amanda Taylor
Graphic Designers

CONTRIBUTORS

Linda Weissman
Amanda Beers
Jennifer Murray
Monica Nolasco
Meghan Kelly
Deb O'Byrne
Scott Breault

Regina Melhoff
Nita Kirbeck

TLE® has
gone social...



www.facebook.com/TLEChildCareCenters

www.twitter.com/TheLearningExp

www.instagram.com/TheLearningExperience

www.pinterest.com/TLEChildCare

Bubbles' Bugle

Award Winners



Centers of the Season

Apex, NC & Holly Springs, NC

The owners of TLE at Apex and Holly Springs, NC, Jon and Darcel Cumbo are constantly giving back to their community and setting a positive example for the children that attend their centers and for all TLE centers across the country. Together, they are raising awareness for multiple causes and encouraging children and families to participate in our philanthropy curriculum, while also taking the time to make sure every child, family and staff member knows how important they are to them. Congratulations Apex and Holly Springs, NC on being our Centers of the Season!



Classroom of the Season

PS 1 at Hillsborough, NJ

Preschool 1 classroom at TLE at Hillsborough, NJ. This team of teachers make their classroom a perfect environment for learning, playing, and growing and a home away from home for children and families. Teachers are always on top of making sure the classroom is tour-ready and always have correct art, curriculum shown throughout the classroom. I always use this classroom as a role classroom for new teachers and old teachers. When entering this classroom, there is an instant sense of family and caring from the children and teachers alike. Congratulations to the Preschool 1 classroom in Hillsborough, NJ!



Teacher of the Season

Johana Rivera (Concord, MA)

Preschool 3 teacher, Miss Johana Rivera, at TLE Concord, MA is our teacher of the season! Miss Johana has a passion for teaching and her classroom is always organized, clean, and inviting with a well-defined learning center. She takes pride in everything she does, especially when it comes to getting children ready for Kindergarten. Johana's teaching style of fun mixed with high expectations to succeed is one that I hope my own children get to experience during their early childcare years. Each time you enter her room, children are engaged in TLE implemented curriculum. Miss Johanna is a true team player that also helps other less experienced preschool teachers prepare their classrooms. She is truly what a TLE teacher should be. Congratulations, Miss Johana!

If you wish to nominate a center, teacher, or classroom to be recognized in a future edition of The Bubbles Bugle, please send an email to bubblesbugle@tlecorp.com and indicate which award you would like to be considered for and why.

The Little Preschool on the Hill



Linda
Weissman

Co-Founder and
Sr. VP Marketing

It seems like only yesterday that we started our preschool business. In reality, however, it was three and a half decades ago. The Learning Experience® was born out of my desire to put my Early Childhood Degree to use, and my talented husband's

aspiration to grow a preschool business that was forward thinking and unique. So subsequently, he sought out to locate a building to purchase that we could turn into a preschool. The following is our story:

In the late 1930's, the Boca Raton Airport was a small city airport. With America entering World War II, the Army Air Corps underwent a rapid expansion and Boca Raton, with its existing airport, pleasant climate, and level terrain was an ideal place for the United States government to build a base. Subsequently, they invested \$11 million in government appropriations to convert the airport into the Army Air Force's only radar training station during the war.

Although Boca Raton's population at that time was slightly over 700 people, it increased by 30,000 during the war with servicemen and women, civilian employees, and their families. The base grew to eight hundred buildings and housed more than 16,000 troops. Over 100,000 troops passed through Boca either for training, or on their way to the Pacific and/or Europe.

Fast forward thirty-five years after the war ended; when my husband set out to find a building for our preschool, he heard about an out-of-business school in Boca and arranged for us to see it.

There it was, perched on the highest point in Boca Raton (merely a small hill in South Florida). A 10,000 square foot "H" shaped building that served as one of multiple residences for our brave servicemen in the United States Army during the War. After World War II, this structure was converted into a mini apartment house in two of the wings. Eventually, the third wing was transformed into a three-classroom preschool that was no longer operating. As we strolled through the halls of the building, we entered a classroom void of children. The toys and equipment were old and tired, as were the outdated and fatigued classrooms. Ambling through the halls of this old army barrack was eerie, as it seemed that with each step, we were walking into the past. You could feel the history within the walls, ponder about the service people who lived here, and wonder how many returned home.

The year was 1980, and while my husband Michael and I toured the building, being the consummate visionary that he was (and still is), he was excited about the prospect of purchasing the historic lady, and converting her into a modern day preschool throughout the entire 10,000 square feet.

I, on the other hand, saw an antiquated structure in dire need of a major face-lift. I thought we would be better off knocking it down and starting all over. Reality told me that that would be impossible, and so I reluctantly respected my husband's vision and dug right in to help turn the tired, out-of-date structure into a modern-day place where preschool children could come to be safe, happy, and have fun learning. I soon learned that it is not only the brick and mortar that makes a place a treasure, but the people who take pleasure in creating an ambiance of love and learning.

We opened our little preschool on the hill day one with a staff of five teachers and seven enrolled children. What a ratio! However, as word permeated the community about our exceptional little preschool, which we named The Learning Experience®, more parents began to enroll their children. Before we knew it, the little preschool on the hill was filled to capacity with 280 children laughing and learning throughout the 10,000 square foot "H" shaped World War II Army Air Force barracks. And it turned out not to be quite as little as I had envisioned.

The business was so successful, that we were motivated to do it over and over again by purchasing older preschools, renovating them, and implementing our innovative curriculum, security, and systems.

Soon thereafter, based on our reputation for quality, one of the state agencies recommended, through the procurement office, that Kennedy Space Center contact us about building a preschool on the grounds of the Space Center. They were very impressed

and contracted with us to move forward. In 1990, we built our first center from the ground up at the Kennedy Space Center. Since that center was within the security entrances, the enrolled children could only be those of the space center employees, aeronautic scientists, and astronauts. That center had to conform to the hours of the employees, so when a shuttle was being launched, the center would have to open during the middle of the night in order to accommodate all the people involved with the launch. Because the center was located inside security gates, the children would have to limit their field trips to within the space center. They enjoyed visiting the launch pad, the orbiter, and other exciting places within the grounds of the Kennedy Space Center.

One day, some surprise visitors came into the center. They were astronauts accompanied by the man who was known as the voice that announced the last ten seconds of the count and the liftoff. His was the voice that we all heard on TV as we sat mesmerized watching the shuttles take off. I can still hear him reciting "...seven, six, we have a go for main engine start...three, two, one. Booster ignition and liftoff... liftoff for the shuttle..." Our Center Director was so pleased to have them there. She then asked if they would stay while she took out a blow-up shuttle they had at the school. She, and some of her staff, quickly pulled out the floor fan and used it to get the thirty-foot blow up toy open. The astronauts crawled in with a class of preschoolers and listened intently to the countdown delivered by the man who did NASA countdowns for over twenty-five years.

From that KSC school, we built all our subsequent centers from the ground up, which enabled us to build our "dream" preschool buildings.

There you have it... the story of the birth of TLE, and the launching of an amazing journey to growing, what is today, a preschool company like no other, and certainly a leader at the forefront of the industry.

History has a way of repeating itself, and so it does here at The Learning Experience® Corporate Headquarters. My beloved husband Michael, who still nourishes all his visions, along with our son Richard, who brings his own special insight enhanced by his technological savvy, has brought this wonderful company to a leading-edge plateau with far reaching benefits for all of our TLE children.

Being on the forefront of the preschool industry is not new to TLE and its founders, but we are so excited to now be living the dream, which we nurtured for nearly 35 years, of offering programs for young children that reach far beyond the walls of our centers. We are on the cusp of experiencing a life-long dream to bring our curriculum, lovable characters, and proprietary music to a completely new set of platforms. Our next step of initiatives, a revelation to the preschool business, has never been done before. The videos on the Interactive Boards at each center, with its animated TLE characters reinforcing each lesson learned at school, are only the inaugurating force.

We will soon be introducing an interactive website that will further immerse your children in a cosmos of learning through our Edutainment™ at Bubbles U™. In addition, Bubbles U™ has recently launched a magazine to be used in the classrooms; and subsequently, this magazine will be available to download through iTunes™ and Google Play™ right at home. The magazine will be a fun tool that will amuse while it supports and strengthens the TLE curriculum.

Our mission for TLE, Bubbles U™, and Edutainment™ continues to be highly focused toward fast tracking innovative cutting-edge approaches to fun, revolutionary education and entertainment advancements for young children.

Just think that thirty-five years ago, these creative dreams began at the little preschool on the hill.



What's Happening at TLE![®]



Preschoolers at TLE Aurora, CO enjoyed an afternoon outdoors learning about bicycle safety!



Creative Costume Day at TLE Billerica, MA!



Kindergarteners at TLE Montgomery, NJ displayed the bridge they built during Construction Zone week at Camp TLE!



TLE Concord, MA hosted their 'Grape Stomp' event in conjunction with Welch's and The Jimmy Fund!



Students at TLE Woodstock, GA enjoyed culinary fun during Camp TLE's Food Fest week!



Campers enjoyed Construction Zone week at TLE Doylestown, PA!



Preschoolers at TLE Doylestown, PA enjoyed an afternoon outdoors making tie-dyed shirts.



As part of Camp TLE's Construction Zone week, students at TLE Marlton, NJ received a special visit from Lowe's!



Students at TLE Manhattan, NY enjoyed an afternoon outdoors during their teddy bear picnic!



Preschoolers at TLE Oldsmar, FL rolled up their sleeves for Food Fest week at Camp TLE! Hands-on cooking activities not only inspire children's curiosity but also help children develop confidence in their skills and abilities!



Game Show Mania week at TLE Montgomery, NJ! From karaoke performances and 'Minute to Win It' games, campers engaged in interactive team building activities all week!



ALS Ice Bucket Challenge at TLE Lake Worth, FL!



TLE Wayne, NJ made a 'TLE Town' during Camp TLE's Construction Zone week.



Campers at TLE Woodstock, GA enjoyed Museum of Art week this summer with outdoor splatter paint!



Suddenly Science in action at TLE Mooresville, NC!



Camp TLE's Food Fest week at TLE Manalapan, NJ!



Bubbles made a surprise visit for an afternoon of BINGO during Game Show Mania week at TLE Fishhawk, FL!



Bubbles visited TLE Schaumburg, IL for graduation!



Sponge painting fun at TLE Princeton, NJ!



Campers at TLE Woodstock, GA enjoyed a day outdoors with their new animal friends during Animal Planet week.



Students at TLE Doylestown, PA wrapped up June's 'Under the Sea' curriculum with this interactive, hands-on fishing activity!



Philanthropy "PUP" DATE

Welcome to Grace and Charity's puppy update on the latest philanthropy happenings at The Learning Experience®!



Here are the upcoming philanthropy themes for the fall:

September:

Support Our Troops

This month, each center will reach out to an organization such as "Forgotten Soldiers" and request a list of items they are looking to collect to be sent overseas. We challenge each TLE center to see which class collects the most items!

October:

Support the Animals

Our centers will be working with local organizations that help make better lives for our furry friends of the world. Rumor has it that this is Grace and Charity's favorite month!

November:

Holiday Food Drives

In November, our centers will be conducting food drives to support local food banks, homeless shelters and other organizations that help make the holidays better for the less fortunate. We challenge our centers to see which one can collect the most donations!

MAKE-A-WISH® Southern Florida

The Learning Experience® works very closely with the Make-A-Wish® organization to help grant the wishes of children with life-threatening medical conditions to enrich the human experience with hope, strength, and joy. Here is the story of one of the many children whose wish we have been honored to help make come true:

Marcus is five years old and battles a progressive muscle disease. He loves to eat PB&J sandwiches, play with his toys and build with his LEGO blocks. His wish was to go to LEGOLAND to learn how to build bigger and better things. Marcus and his parents stayed at the fabulous Give Kids The World Village where they rode the carousel, swam and enjoyed ice cream every day. His favorite part of the entire week was meeting all of the characters and actually being inside LEGOLAND and getting to touch the marvelous structures. He just loved it. Marcus still has a smile on his face and talks about his adventure wherever he goes.

What's **NEW** at **TLE**



Scott
Breault
VP of Marketing

The New
TheLearningExperience.com
is launching in October!

learn.
even more about TLE
play.
our new interactive Games
grow.
with us!

Have you been to TheLearningExperience.com lately? If you haven't, now's the time to revisit it! We recently redesigned our site and will be re-launching it in October with new content, new games and lots of other features that will make visiting TheLearningExperience.com fun for the entire family.

Go to our new website at

www.TheLearningExperience.com

right now to see what's new and enter your email address so that you can be notified when we announce contests to win free tuition at TLE, TLE news and when we add new games!





Amanda Beers
VP of Training & Quality Assurance

Professional Growth & Development

In our centers, we follow the “learn, play, grow” philosophy. As we interview, hire, and train our staff, we immerse them in this way of teaching to ensure that, within their classroom, their children are learning through play and growing emotionally, socially, and cognitively every day. We are firm believers in leading by example; therefore, this same motto applies to the continued professional development of our teams within the center. While the resources may vary based on tenure, the methodology remains consistent.

New staff who join the TLE® family will begin by being introduced to the Company as they view the “Welcome to the Family” video through the Brainshark platform. Through this video, they are able to learn all about the team, culture, philosophy, and growth potential while being exposed to the vast library of on-demand training videos available to them through this platform. Next, they will play, as they partake in a scavenger hunt throughout the center with the Director. Using the provided training cards, the new member and the Director will navigate through the building as they are taught the important health, safety, and TLE® procedures. This hands-on activity will reinforce concepts, familiarize them with important policies and posting, and initiate relationship building through the various activities. Lastly, we believe that each member of the team will grow while they master their position. To celebrate this success, they are given a TLE® Growth Chart, one they can proudly display to highlight their important milestones. These milestones could be completing their first bulletin board, creating a relationship with a co-worker, or hosting their first parent conference; each success is charted and acknowledged.

For our more veteran staff, and we are proud to boast that we have many, we believe that their learning and professional development are equally as important as that of the new members. While they do not partake in the same training as a new team member, we do offer deliberate, relevant, and beneficial training content to them as well. It is important that the content be consistent; staff in Colorado should be trained with the same efficiency and caliber as the staff in Texas. To maintain this consistency and high standards, we are using two vehicles to deliver this content

“My staff laughed more with one another than they had at other meetings, understood what was expected from curriculum, were able to bounce ideas off one another and just have fun in the meeting. I loved that I had a bit of structure in front of me to add to and make the meeting my own” -TLE Manhattan

to all centers across the country. The first is Brainshark, a cloud-based platform that allows all staff to view relevant and important topics for their class. Topics include curricular implementation, safety, and monthly thematic reinforcement. Second is the new monthly Staff Meeting Agenda. At a minimum, all centers should be hosting a monthly staff training, an opportunity to come together, learn new concepts, and reenergize. These monthly trainings must be organized and consistent to create the same level of excitement, passion, and dedication among all of our teachers across the country. To assist in this mission, centers are now utilizing this agenda to learn, play, and grow together. Topics include an ice breaker activity, a safety spotlight, a group activity with a hands-on project, and a time to share and celebrate classroom accomplishments.

As we begin another school year, the Training Department, alongside the Operations Department, is working to continually deliver support and development opportunities for our teachers to learn through playing, and grow socially, emotionally, and cognitively.





Tara
Montenaro
Regional Director

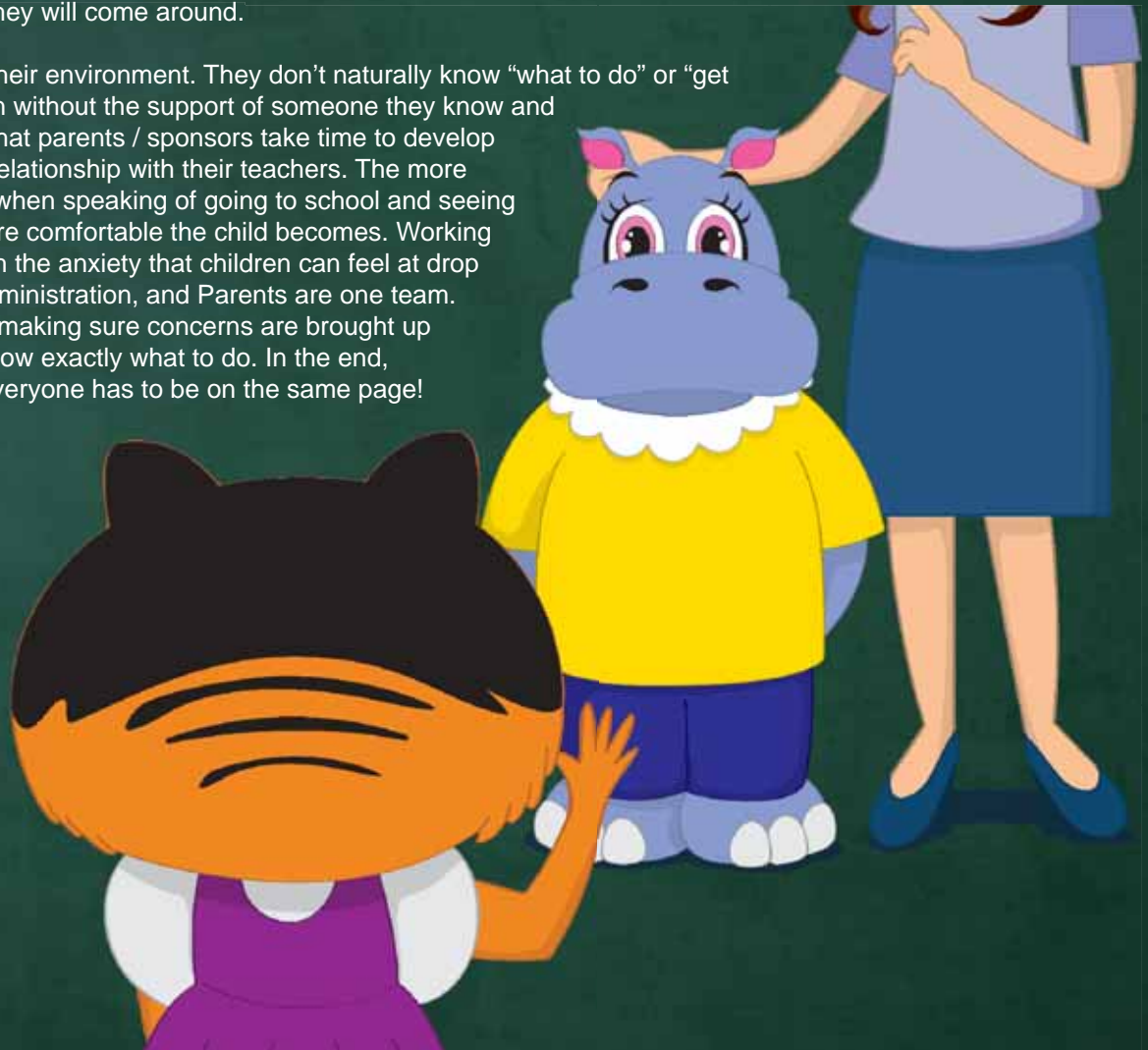
COPING... Separation Anxiety

As we have begun our back-to-school days, preparing your little one for what is to come can be challenging. Those big sad eyes, the tears that just break your heart, the body locking grasp that says “don’t leave me,” is something almost every parent has experienced. This is normal; our children learn over time that someone always comes back for them. We have to teach them to realize it isn’t permanent, and that they will make it through the day. Be sure not to sneak out of the room. Many parents think that is the best option, but it’s not. This puts a fear in your child that you might not return, and the anxiety builds that they were left behind. You, as the parent, should say--- “Mommy is leaving for work now and after the PM circle, I will be back to get you. I always come back to get you. You never have to worry.”

Developing a routine in the mornings will help a lot with the transition and the anxiety that your child feels will slowly. For example, tell your that child after you leave the room, you will wave to them at the window; this is something your child will come expect. Your children, no matter how old or young, understand a great deal. Talking about what to expect at drop-off, and preparing your child before entering the school is a big help for your child. Be honest, positive, and encouraging about what fun activities they will have during the day, the things they are learning about, who is going to be there to welcome them; and most importantly, be happy! Children can read your body language and facial cues.

Most children should begin to settle into a comfortable routine within a couple of weeks. After a long weekend or on a day their teacher was off or not at school for a day, your child might be a little hesitant again or resist a little, but they will come around.

Children learn from their environment. They don’t naturally know “what to do” or “get used to” any situation without the support of someone they know and trust. It is important that parents / sponsors take time to develop and nurture a great relationship with their teachers. The more positive parents are when speaking of going to school and seeing their teacher, the more comfortable the child becomes. Working together will help with the anxiety that children can feel at drop off. The teachers, Administration, and Parents are one team. Communicating and making sure concerns are brought up will help everyone know exactly what to do. In the end, consistency is key-everyone has to be on the same page!



Bubbles B Safe Corner



Jennifer
Murray


VP of Center
Operations

Welcome back to Bubbles B Safe Corner!

It's an exciting new school year with so much to look forward to! Bubbles wants to make sure you are safe and healthy for all that is waiting! Mommies, Daddies, Teachers, and Administrators need to work together with our young children to keep them healthy throughout the fall season. Here are a few back-to-school health and safety tips:

1. Make sure your child's immunizations are up to date. This may include the flu vaccine!
2. Make sure your child's cubby is updated with new warm clothes that are appropriate for the upcoming temperature change.
3. Remind your child to wash their hands with soap and warm water frequently. Sing the Alphabet song while washing. This will allow enough time for your child's hands to become clean and germ free.
4. Encourage your child to cough/sneeze in "YOUR ELBOW PLEASE."
5. In order to eliminate the spread of germs, please follow The Learning Experience's illness policy. You can find a copy of the policy on the Parent Communication Board.
6. If your child is diagnosed with a communicable disease, please inform the administration immediately. This will allow the management team to ensure all necessary precautions are taken. For a safe return to school, please obtain a Doctor's clearance.

We look forward to a wonderful fall season with lots of learning and fun. Let's stay safe with Bubbles B Safe!





Deb
O'Byrne
VP of Operations

'Tis (Almost) the Season!

As the fall season kicks off, and the party season gears up, it is important for everyone to remember a few simple rules for school parties. Allergies are becoming more and more prevalent in our centers, thus making it absolutely vital to follow some simple food precautions to ensure the safety of our children. Of course, the best party treats consist of fresh fruit and veggies that are prepared or cut in imaginative ways to entice the children to try them and hopefully develop a taste for healthy and wholesome snacks. Please remember that the pieces need to be cut very small for the younger children. This includes slicing up grapes into halves or quarters for children under three and under two respectively!

When considering a birthday party, a Holiday party, Thanksgiving Feast, or miscellaneous celebration, always remember that all treats need to be store bought. We cannot have homemade cooked or baked treats because they are not prepared in industrial kitchens, under coded sanitary controls. And, before you spend your hard-earned money on the perfect party treat, please check the label to ensure there are no nuts of any type in the ingredients, including peanut butter. Due to the severity of peanut and tree nut allergies, ranging from mildly irritating to life threateningly severe, TLE centers are all nut free environments. Additionally, as egg allergies have increased over the past several years, eggs have been eliminated from our lunch and snack menus to reduce the amount of exposure to eggs. So, when planning what to provide for a TLE party, it would be a good idea to leave those deviled eggs home to enjoy! And what's a party without a cake? While families are welcome to bring in cake or cupcakes, again, please remember they must be store bought and not contain nuts of any type.

Finally, bringing in candy for a party or using candy for games, activities, or treats is generally not a good idea. Many pieces are not small enough, or sticky and gooey, and present the

potential to be a choking hazard for children under three. Candy should not contain nuts, should not be hard, like Jolly Rangers, and should not be on sticks, like lollipops. All represent the potential for allergies or choking hazards. Lollipops can be especially dangerous as a child can trip and the stick can become lodged in the throat or pallet.

In short; it is possible to have a cool and memorable party using fruits and vegetables. There are tons of great ideas on the internet easily available through the touch of a button! Your children will enjoy the party, you will be happy because you'll know your child is making healthy choices, and other families will be happy knowing that their child will not be exposed to an allergen.





START

FINISH





Monica
Nolasco

Asst. VP of
Corporate
Operations

Enrichment programs are available for the fall - NEW!! Dancing Feet

The Learning Experience offers a variety of enrichment programs that continue to educate your child well after the session has ended. Our enrichment kits include further learning activities that provide your child the opportunity to continue to enjoy the program while in the comfort of their home. We love to see the children become explorers and innovators as they unveil their favorite parts of each of our enrichment programs. By seeing your child partake in these programs, it allows you to view your child's development through a different lens. You might be surprised at what your child will learn and express!



Over the past two years, we have overhauled five of our enrichment programs, as well as created our two newest programs: Super Soccer, and Yippee 4 Yoga! We concluded the beta test of our most recently overhauled enrichment program, and it is now ready for introduction in our centers*. Our Dancing Feet enrichment kit has arrived in TLE centers* all over the country this school year, and our little learners are ready to dance away with Hop, Bop, and Baby Taps. They will introduce the children to a variety of dance styles, as well as teach them about body awareness. The children will begin to develop their self-expression through musical recognition, social skills, and confidence-building opportunities.

Hopping
into
Dancing
FEET

Tempo &
Rhythm

BALANCING &
BALLET

LINE
DANCING

JAZZ
HAND

ROCK & HIP
POP & HOP

Creative
MOVEMENT

DRESS
REHEARSAL

ISLAND
DANCING

Shadow
DANCING

Our enrichment kits include program-specific content such as material to help your child learn about each program, as well as a finger puppet of the program's mascot. Your child will participate in 12 weekly themed lessons beginning with "Hopping into Dancing Feet." Then, they will take a journey through the world of dance and learn how to perform dance steps. They will count along to the tempo during Tempo and Rhythm week (use logo), learn about balancing, line dancing, jazz, rock, pop, hip hop, creative movement, and more. My favorite weekly themes are dress rehearsal, where they get ready for the show; and, of course, the recital!

Swing
DANCING

Recital



Be sure to stop by your center's Charlie Choo Choo Enrichment bulletin board* and review the schedule for the week, as well as the current program offered at your center. Also, review the weekly summary sheet in your child's classroom located on the Parent Information board. Here you will see an overview of what your child will be learning for the week.

Just as a reminder, The Learning Experience currently offers eight proprietary enrichment programs: Music 4 Me, Marvelous Math, Talent Sprouts, Yippee 4 Yoga, Super Soccer, Suddenly Science, Movin' N Groovin', and now DANCING FEET! Please check with your center's administration to see which enrichment programs are currently offered in your center.

Charlie Choo Choo and friends, and all of us here at Corporate Headquarters wish everyone a safe and happy school year!

**At participating centers only – please inquire with Management to see what enrichment program is currently being offered at your center.*



**Meghan
Kelly**
Enrichment
Education
Coordinator

Home School Connections

What did you do at school today?

Home/School TLE Connection Pieces

Infants:

- R Infant Monthly Calendar

Toddlers:

- R Toddler Monthly Calendar

Twaddler:

- R Twaddler Monthly Calendar

Preppers:

- R Prepper Monthly Calendar
- R My Little L.E.A.P. Books
- R Prepper L.E.A.P. Interactive Workbook

Preschool 1:

- R Preschool 1 Monthly Calendar
- R Monthly Sign Language
- R LEAP 1 Workbook

- R Preschool 1 L.E.A.P. Interactive

- R Foreign Language Home/School
Monthly Connection Page

- R Foreign Language Little Readers

Preschool 2 & 3:

- R Preschool 2 or 3 Monthly Calendar

- R Monthly Sign Language

- R LEAP 2 or 3 Workbooks

- R Journals

- R Preschool 2 or 3 L.E.A.P. Interactive

- R Foreign Language Home/School
Monthly Connection Page

- R Foreign Language Readers

- R Sound Safari Poster & Stickers

- R Monthly Phonics Progress Reports

- R Phonics Readers

Picture a typical day: rushing in the morning to drop off the children at school, going to work, eagerly picking up the children at the end of the day, and finally heading home with car seats buckled. When you get a minute to ask your child that notorious question: “What did you do at school today?” The usual answer may be “fine” or “nothing.” This makes it difficult to find out what your child is really learning each day while at TLE®.

As the parent, you have done your research and homework. You have chosen the best childcare to lay the best groundwork for your child. All you want is the best in care, the best in enrichment, and the best in education. This is only part of leading your child to success. Your role as a parent in your child’s academics is highly important. Numerous studies have shown that the more involved parents are in their child’s learning, the better the child’s long term academic performance will be. So, how can you engage with your child and find out more about what he or she is learning?

An integral part of young children’s learning is the efforts of the educators and families coming together and working as a team. For this very reason, we at TLE® have created various home/school connections pieces focused on keeping the parents involved in their child’s learning, and thus becoming an active part of their daily education.

Family Connections Board:

Designed to catch parent’s eyes month by month, this board promotes parents getting involved with the curriculum theme of the month. You may be asked to match animals, bring in pictures, or write a “whale” of a tale. This board is meant to be an interactive and fun activity that you can do with your child.

TLE Monthly Calendars:

Sent home on the first day of curriculum each month, these calendars are created to keep parents abreast of the monthly overviews of their child’s classroom. The calendars detail projects, songs, and major concepts covered throughout the month. Infants – Preppers sign language will appear to the right of the calendars, while the Preschool classrooms will have a separate handout with their monthly signs. We encourage parents to practice the American Sign Language signs that their child is learning at home. Preschool parents will also be able to refer to the calendar for the Learning Bag (TLE’s academic version of show and tell) topic every Friday.

LEAP Workbooks/Journals/LEAP Interactive Workbooks:

Sent home with parents on a monthly basis (Journals will be bi-monthly), parents can flip through the completed books to revisit and review each of the monthly concepts covered with their child.

Foreign Language Home Connection Page:

TLE prides itself on the fact that we are able to expand the cultural awareness of our preschoolers on a monthly basis through foreign language vocabulary. However, did you know that your child is learning so much more than just vocabulary? They are learning fun facts about the different countries and territories that they will be “visiting” throughout the year.

Foreign Language Readers:

Each program has an introductory book that is read to the class at the beginning of the year when the program begins. This book is then sent home with the parents to signify the start of the program. Parents are encouraged to re-read the book with their child at home. On a monthly basis, the children will complete a page of two additional small foreign language readers to reinforce the vocabulary and territory they visited that month. These readers will be sent home at the end of the year.

Sound Safari Poster & Stickers:

Sent home the first week in October with all students, Preschool 2 and older. As your child is introduced to a new letter and sound, they will bring home a card with a phonics character sticker that represents that letter. Simply peel the sticker off the card and find its place on the poster. Accompany this by asking your child what letter it is, what sound it makes, or if they can name anything that starts with that letter.

Phonics Readers:

These will be sent home as your child progresses through the Fun with Phonics® early literacy program. The teacher may ask that you read a book a few times at home before your child comes back and tries to read the book again at school. We hope that you have fun building your own TLE library at home.

Continue to next page >>

Quotes:

“When schools, families, and community groups work together to support learning, children tend to do better in school, stay in school longer, and like school more.”

When schools engage families in ways that improve learning and support parent involvement at home and school, students make greater gains. When schools build partnerships with families that respond to parent concerns, honor their contributions, and share decision-making responsibilities, they are able to sustain connections that are aimed at improving student achievement.”

—Anne T. Henderson and Karen L. Mapp, *A New Wave of Evidence: The Impact of School, Family, and Community Connections on Student Achievement*

Ways to Ask Your Kids ‘So How Was School Today?’ Without Asking Them ‘So How Was School Today?’

Courtesy of Simple Simon and Company:

1. What was the best thing that happened at school today?
2. How did you help somebody today? Alternatively, how did somebody help you today?
3. Tell me one thing that you learned today.
4. What do you think you should do/learn more of at school?
5. What was your favorite part of lunch?
6. If you got to be the teacher tomorrow, what would you do?
7. Tell me about three different times you used your pencil today at school.
8. What word did your teacher say most today?
9. If I called your teacher tonight, what would she tell me about you?
10. Tell me something that made you laugh today.



**TLE® was Named as One of Inc. Magazine's
Fastest Growing Privately Held Companies in
the United States for the Second Year in a Row!**

Thank you to all of our TLE® families
for helping us reach this achievement!



Bethany
Marcusson

Curriculum Consultant
Developer

Active Technology with TLE® L.E.A.P. Interactive®

Technology has become such a large part of our society and of our children's daily lives. It is a "buzz word" that is commonly heard around educational circles. In particular, active technology focuses on the concept of involving young children with "hands-on" experiences that introduce them to the world in tangible, concrete ways. Active technology promotes problem solving, curiosity, and cognitive thinking skills. Young children are supported with active technology through engaging questions, conversations, and real-life connections.

Have you considered the benefits of active technology for your child? TLE® provides all of the benefits of active technology. Children are given a platform where technology is directly integrated into daily classroom experiences. L.E.A.P. Interactive® is the Next Generation of TLE® curriculum. It is strategically designed by the TLE® Curriculum Department's team of Early Childhood experts to enhance the monthly L.E.A.P. curriculum. Cutting edge touch technology is a foundation of L.E.A.P. Interactive®, where children's learning is linked to intentional experiences including real-time videos and Google Earth™. Children are introduced to these experiences at their unique levels of learning.

This September, L.E.A.P. Interactive® is being rolled out for the Prepper age group (2 ½ - 3 years old), in addition to the existing Preschool 1 and Preschool 2 levels. This is an exciting time in the life of TLE®, where Preppers will now be included in the daily L.E.A.P. Interactive® experience. A weekly overview of the program will always be posted on your center's Parent Information Board. In addition, your child will bring home his or her L.E.A.P. Interactive® student workbook at the end of each month. The student workbooks are designed to engage children even further with the daily L.E.A.P. Interactive® activities. At times, you may see a "I did this on the L.E.A.P. Interactive board" sticker. This signifies your child's direct involvement with the L.E.A.P. Interactive® white board.

Commend yourself for providing your child with the opportunity to engage with TLE® L.E.A.P. Curriculum and L.E.A.P. Interactive®. The benefits your child receives through this comprehensive partnership of curriculum tools will enhance his or her learning opportunities. As technology continues to be an integral part of society, young learners will continue to benefit from the age-appropriate and cutting edge active technology at TLE®!




ShareYourTLE[®]Story.com

**THE LEARNING
EXPERIENCE[®]**


Academy of Early Education

The Learning Experience[®] Academies of Early Education are places where children and families have been coming to learn, play and grow for more than a decade. **ShareYourTLEStory.com** is a place for families to share their own experiences at TLE. We want to hear how we're making an impact on your family!

Please go to
ShareYourTLEStory.com
to let us know what you love about
The Learning Experience[®]!



learn. play. grow.



THE LEARNING EXPERIENCE[®]

Academy of Early Education

The Learning Experience[®] Day at Yankee Stadium!

Saturday, August 9, 2014 was TLE[®] Day at Yankee Stadium. The first 18,000 children that came to the game that day received a co-branded Fathead from TLE[®] and the New York Yankees!

More than 250 TLE[®] families attended the game and TLE[®] executives, Pat Campolo and Scott Breault were honored on the field before the game.



Parenting Information & Tips

Positive Parenting: The Better Way Of Doing It

Being a parent is gratifying and tough both, at the exact same time. There are no easy paths or direct answers to do it the “right way”. However, a favorable attitude can assist you in raising your youngster in a much better way. With the intend to make your task as mom and dad more delightful and gratifying, we have right here a few ideas to succeed as a favorable parent.

URGE MORE PLAYTIME

It is what children want and like. Playtime is needed for a kid’s general development. The irony is that typically moms and dads ignore even such an important tool. You can actually teach discipline by offering with a natural way for them to find out guidelines and manners while constructing a favorable relationship with your kid.

FOCUS ON COMMUNICATION

It is important to make eye contact and to utilize mild touch when communicating with your youngster. Give clear and consistent guidelines. Do not forget that they are children only. So make certain not to come with too many of guidelines at the same time. Non-verbal communication is as essential as your spoken ones. Be sure to snuggle with your infant every now and then. Expressing your mind works best with smiles and hugs.

HELP IN DEVELOPING KID’S BRAIN AND BODY

To raise a kid in the very best possible way, you will need to make certain that your infant is getting the very best possible nutrition initially. Develop healthy habits with healthy food selections. You can start by encouraging workout by being active with your youngster and restricting time in front of the television or with computer games. Be the most significant supporter of your youngster’s commendable efforts in school and supply chances to find out and explore by checking out the locations of interest like libraries, galleries, zoos etc

BE USEFUL AND TRUSTWORTHY

Kids, when they are able to find out and bear in mind things, start asking a lot of questions. Many moms and dads do the worst mistake then; they try to shut the children up and all their apparently “nonsense” queries. Motivating your children to ask questions will make it simpler for them to ask questions when they are older. By responding to questions from your youngster with honesty and openness, you can develop a relationship of shared trust and regard that can avoid your youngster from developing hazardous habits or taking unneeded risks. If there is anything that you are unsure about, mention to the reality. Do not, ever, supply them with incorrect info just to keep them quiet.

THE HOUSEHOLD SETUP MATTERS

It is important and make certain it works for the entire household. Design and teach good safety habits and establish regimens. Discuss and implement household guidelines that work for your household. For example, putting toys away after play, making lower mess while consuming, etc should work.

You can start as early as the toddling age with little lessons, one at a time. You can utilize a food pocket waterproof bib rather of fabric one, so that you can teach your infant to capture the crumbs and spills.

Regina Melhoff

Eating Clean With Toddlers: The Ways To Embrace

“Clean Eating” is an activity that people, particularly moms and dads are using up to guarantee a healthy life for themselves and their children. What better way exists to introduce a correct eating practice for children than really starting it early? The trouble is toddlers are already fussy eaters, and getting them to be accustomed with such foods can be a mammoth task. Then how do you pull that off? We have actually figured out a couple of ways to make your efforts for clean consuming a success.

BEGIN WITH YOURSELF

House is the best school for kids, and moms and dads are the best educators. So, if you are preparing to teach them something, make certain you do that very first. Kids follow their moms and dads even more than anybody. That is why; they will follow you, too, if you are consuming clean yourself. If you are well dedicated to your objective, and are delighted about it, your children will feel the ambiance and follow your footprints. For toddlers, it might be a bit hard to get their attention at

the start. Make certain to stay with your motto no matter how adamant they appear. Also, do not overdo in attempting and pushing them to consume the ideal food. It might backfire, and they might begin resenting mealtime.

BE CREATIVE WITH APPEARANCE

Everyone consumes with their eyes initially, and for children, a well provided plate can be the trick to win their hunger. Be imaginative, and introduce new and interesting ways to provide the food to your young child. You can simply search the net for some cute and funny concepts for food art that moms and dads nationwide have already attempted, or you can work something up on your own. If you are offering your young child with fruits, you can cut those into sizes that they can hold on to. Finger foods can be arranged in many adorable ways that even the fussiest young child will wish to intake even the last crumb out of the plate.

GET THEM A FOOD POCKET BIB

A food pocket bib is an infant bib that captures food spills when chaotic toddlers are enjoying their meals. Why getting such a bib, you might question. Experienced moms and dads have actually informed that with the vibrant, versatile bibs on, children take pleasure in the mealtime better, and eventually grow keen on their food. It is since that they find the bibs as a plaything, and the whole dinnertime relies on a fun activity to them. When having food ends up being such a pleasurable thing to do, with such cute props on, kids quickly take that up as a routine. Thus your children can begin consuming clean, without triggering much trouble for you!

Nita Kirbeck



**TLE® helped raise
money for the**

**ALS
ASSOCIATION**

**by taking part in the Ice
Bucket Challenge!**

TLE employees came together to take part in the Ice Bucket Challenge and challenged all of our centers to participate and help raise money and awareness for ALS. TLE also pledged to match donations up to \$10,000!

Does your child like to write?

If the answer is “YES,” then they can become a
Junior Correspondent for the Bubbles Bugle!

Have your child write in and tell us

Why they love The Learning Experience®

We'll choose one winner that will have their own article in an upcoming
edition of the Bubbles' Bugle!



Please mail your letter to:

Bubbles' Bugle Junior Correspondent
4855 Technology Way, Suite 700
Boca Raton, FL 33431

Child Safety is always the Top Priority
at The Learning Experience®



Here's a list of resources that you can refer to for the latest product and manufacturer recalls that will keep your child safe at home.

www.toysrusinc.com/safety/recalls/

www.cpsc.gov/en/Recalls/

www.safekids.org/product-recalls

www.parents.com/baby/safety/toy/kid-toys/

learn. play. grow.

Can you help
Miss Chevious® find the
items she will need to
bring to class at TLE?
Circle the items!



Brush



Crayons



Apple



Ruler



Pencil



Scissors




Refer A Friend

PROGRAM

REFER A FRIEND AND RECEIVE

ONE WEEK

FREE!



Ask Center Management for more details!


THE LEARNING EXPERIENCE

Academy of Early Education

Coming Soon!

The TLE®

Once released, Parent Safe 'N Secure® will be available for FREE in your App Store!



Now, you'll be able to:

- Create your personal profile
- View classroom and center schedules
- See the details of your child's day, including the activities they are participating in
- Have photos of your child and their class sent right to your phone
- Receive the latest exciting news directly from The Learning Experience®
- Refer friends to TLE®
- Receive coupons from TLE®
- And much, much more!